

THE MOST ADVANCED PRODUCT FOR CONTROLLING BACTERIAL SLIME GROWTHS IN ICE MACHINES. IT ADDRESSES AIRBORNE AS WELL AS WATERBORNE BACTERIA. PROTECTS UP TO SIX MONTHS, OR UP TO 3 TO 4 MONTHS IN BREAD AND PASTRY BAKING ENVIRONMENTS.

- Patented technology
- One unit can protect up to a 1200 lb. ice maker for up to 6 months
- All ingredients are CFR 21 food acceptance materials
- Inhibits slime from both airborne and water borne bacteria
- Enhances quality of ice
- Reduces maintenance costs

Description

Ice Guard AP contains advanced Nano Titanium technology to prevent and control slime and other microbial growths in ice machines. Ice Guard AP was custom designed to inhibit the growth of a wide variety of bacteria that causes slime found in ice machines. The technology utilizes the known antimicrobial properties of titanium to interfere with the microorganisms' cell replication and overall organism function. This technology is incorporated into a drop-in device, which is placed directly into the recirculating water sump, providing treatment of the machine in one easy step.

Application

Bacteria is a natural occurrence in our environment, and it can be waterborne or airborne such as yeast found in bars and sandwich shops. Once it enters an unprotected ice machine, it can begin to develop into a slime growth, and this is one of the major reasons restaurants are fined and ultimately closed. It presents a serious risk to both the business establishment, health of the customers and quality of the beverage. Slime growths can reduce the

Ice Machine Maintenance

Ice Guard AP



quality of the ice (bad tastes and odors) as well as the size of each harvest. Ultimately, expensive service calls must be confronted and the life of the ice maker itself is shortened.

Ice Guard AP reduces these risks, and it significantly reduces the down time and high costs associated with service and cleaning.

Packaging

Mini Ice Guard® AP	4209-05
Ice Guard® AP	4209-06
Sump Clip	4209-0

Directions for Use

Failure to follow these instructions may affect the performance of Ice Guard AP.

Pre-Installation Instructions

Prior to using Ice Guard AP, clean the machine with the appropriate ice machine cleaner; Liquid Ice Machine Cleaner or Nickel Safe Ice Machine Cleaner. Then, using IMS-II Sanitizing Concentrate, disinfect the interior of the ice machine according to the ice machine manufacturer's specifications. While Ice Guard AP will prevent future growths it will not scrub out the machine. When the Ice Guard AP is installed, any slime that is left inside the machine could dry out and flake off into the ice. Remove Ice Guard AP prior to using any type of sanitizing or cleaning agents. Store in a cool, dry environment.

Ice Guard AP Installation


Installation of Ice Guard AP is fast and easy. Simply place the product directly into the sump of the ice machine, making sure that as much of the cylinder as possible stays below the surface of the water in the sump. Note: during normal operation, water currents may push the cylinder against float valves in the machine interior. As a result,

place the cylinder in such a spot as to not interfere with the float's operation.

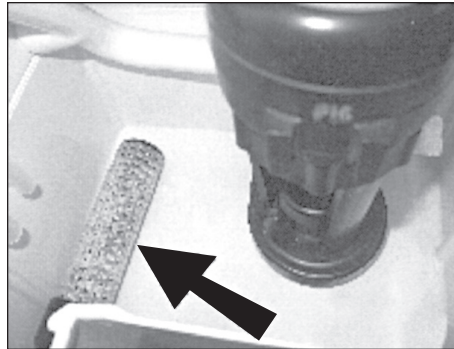
Ice Guard AP Disposal

Ice Guard AP is made of non-toxic materials and can be disposed of with ordinary trash. Remove Ice Guard AP and place in the nearest trash receptacle.


Insert Ice Guard AP where the arrow indicates in each of the following machine types.



Hoshizaki®



Manitowoc®




Scotsman®

Disclaimer


Use Ice Guard AP or Mini Ice Guard AP only as instructed. Thoroughly clean and disinfect the ice machine according to the ice machine manufacturer's instructions prior to installing Ice Guard AP. Also, remove Ice Guard AP prior to using any type of sanitizing or cleaning agent. Do not attempt to open the Ice Guard AP cylinder. Do not ingest product inside the Ice Guard AP. In case of ingestion, contact your physician.

Read and understand the product's label and Safety Data Sheet ("SDS") for precautionary and first aid information.

The SDS is available on the Nu-Calgon website at www.nucalgon.com.



Before cleaning ice machine



After cleaning ice machine

